

Sou. Devibai Narayandas Chhabada Rural Education Society, Satara
Mahalaxmi Homoeopathic Medical College, Hospital & Research Center, Raigaon, Satara

IPD Record

IPD FEB. - 2023 upto JAN. -2024

Month	Year	New Pt	Old Pt	Discharge	Total Pt	Percentage
Feb	2023	22	315	20	357	45.28
Mar	2023	21	354	23	398	45.41
April	2023	17	310	16	343	41.46
May	2023	18	287	21	326	36.64
Jun	2023	19	241	20	280	32.00
Jul	2023	16	233	17	266	29.93
Aug	2023	16	220	20	256	27.87
Sept	2023	18	250	16	284	33.60
Oct.	2023	11	210	13	234	26.83
Nov.	2023	11	282	13	306	37.33
DEC.	2023	27	419	28	446	26.96
Jan.	2024	24	384	21	408	49.93
Total		220	3505	228	3904	433.24

12 Month

Average

36.10

Sou. Devibai Narayandas Chhabada Rural Education Society, Satara
Mahalaxmi Homoeopathic Medical College, Hospital & Research Center, Raigaon, Satara

IPD Record


IPD AUG. - 2023 upto JAN. -2023

Month	Year	New Pt	Old Pt	Discharge	Total Pt	Percentage
Aug	2023	16	220	20	256	27.87
Sept	2023	18	250	16	284	33.60
Oct.	2023	11	210	13	234	26.83
Nov.	2023	11	282	13	306	37.33
DEC.	2023	27	419	28	446	26.96
Jan.	2024	24	384	21	408	49.93
Total		107	1765	111	1934	202.52

06 Month

Average

33.75


Medical Superintendent
Mahalaxmi Homoeopathic Hospital &
Research Center,
Raigaon, Satara.

Sou. Devibai Narayandas Chhabada Rural Education Society, Satara
Mahalaxmi Homoeopathic Medical College, Hospital & Research Center, Raigaon, Satara

IPD Record

IPD MAR. - 2023 upto FEB. -2024

Month	Year	New Pt	Old Pt	Discharge	Total Pt	Percentage
Mar	2023	21	354	23	398	45.41
April	2023	17	310	16	343	41.46
May	2023	18	287	21	326	36.64
Jun	2023	19	241	20	280	32.00
Jul	2023	16	233	17	266	29.93
Aug	2023	16	220	20	256	27.87
Sept	2023	18	250	16	284	33.60
Oct.	2023	11	210	13	234	26.83
Nov.	2023	11	282	13	306	37.33
DEC.	2023	27	419	28	446	26.96
Jan.	2024	24	384	21	408	49.93
FEB	2024	20	498	19	499	34.41
Total		218	3688	227	4046	422.37

12 Month

Average

35.20

Sou. Devibai Narayandas Chhabada Rural Education Society, Satara
Mahalaxmi Homoeopathic Medical College, Hospital & Research Center, Raigaon, Satara

IPD Record


IPD MAR. - 2023 upto FEB. -2024

Month	Year	New Pt	Old Pt	Discharge	Total Pt	Percentage
Sept	2023	18	250	16	284	33.60
Oct.	2023	11	210	13	234	26.83
Nov.	2023	11	282	13	306	37.33
DEC.	2023	27	419	28	446	26.96
Jan.	2024	24	384	21	408	49.93
FEB	2024	20	498	19	499	34.41
Total		111	2043	110	2177	209.06

06 Month

Average

34.84


Medical Superintendent
Mahalaxmi Homoeopathic Hospital &
Research Center,
Raigaon, Satara.

Sou. Devibai Narayandas Chhabada Rural Education Society, Satara
Mahalaxmi Homoeopathic Medical College, Hospital & Research Center, Raigaon, Satara

IPD Record

IPD MAR. - 2023 upto FEB. -2024

Month	Year	New Pt	Old Pt	Discharge	Total Pt	Percentage
April	2023	17	310	16	343	41.46
May	2023	18	287	21	326	36.64
Jun	2023	19	241	20	280	32.00
Jul	2023	16	233	17	266	29.93
Aug	2023	16	220	20	256	27.87
Sept	2023	18	250	16	284	33.60
Oct.	2023	11	210	13	234	26.83
Nov.	2023	11	282	13	306	37.33
DEC.	2023	27	419	28	446	26.96
Jan.	2024	24	384	21	408	49.93
FEB	2024	20	498	19	499	34.41
MAR	2024	39	549	44	544	35.09
Total		236	3883	248	4192	412.05

12 Month Average 34.34


Sou. Devibai Narayandas Chhabada Rural Education Society, Satara
Mahalaxmi Homoeopathic Medical College, Hospital & Research Center, Raigaon, Satara

IPD Record

IPD MAR. - 2023 upto FEB. -2024

Month	Year	New Pt	Old Pt	Discharge	Total Pt	Percentage
Oct.	2023	11	210	13	234	33.60
Nov.	2023	11	282	13	306	26.83
DEC.	2023	27	419	28	446	37.33
Jan.	2024	24	384	21	408	26.96
FEB	2024	20	498	19	499	49.93
MAR	2024	39	549	44	544	35.09
Total		132	2342	138	2437	209.74

06 Month Average 34.84


Medical Superintendent
Mahalaxmi Homoeopathic Hospital &
Research Center,
Raigaon, Satara.

IPD Record

IPD MAY. - 2023 upto APRIL. -2024

Month	Year	New Pt	Old Pt	Discharge	Total Pt	Percentage
May	2023	18	287	21	326	36.64
Jun	2023	19	241	20	280	32.00
Jul	2023	16	233	17	266	29.93
Aug	2023	16	220	20	256	27.87
Sept	2023	18	250	16	284	33.60
Oct.	2023	11	210	13	234	26.83
Nov.	2023	11	282	13	306	37.33
DEC.	2023	27	419	28	446	26.96
Jan.	2024	24	384	21	408	49.93
FEB	2024	20	498	19	499	34.41
MAR	2024	39	549	44	544	35.09
APRIL	2024	45	473	45	473	30.51
Total		264	4046	277	4322	33.43

12 Month

Average

33.43

Sou. Devibai Narayandas Chhabada Rural Education Society, Satara

Mahalaxmi Homoeopathic Medical College, Hospital & Research Center, Raigaon, Satara

IPD Record


IPD MAR. - 2023 upto FEB. -2024

Month	Year	New Pt	Old Pt	Discharge	Total Pt	Percentage
Nov.	2023	11	282	13	306	26.83
DEC.	2023	27	419	28	446	37.33
Jan.	2024	24	384	21	408	26.96
FEB	2024	20	498	19	499	49.93
MAR	2024	39	549	44	544	35.09
APRIL	2024	45	473	45	473	30.51
Total		166	2605	170	2676	206.65

06 Month

Average

59.04


Medical Superintendent
Mahalaxmi Homoeopathic Hospital &
Research Center,
Raigaon, Satara.

IPD Record

IPD JUNE. - 2023 upto MAY. -2024

Month	Year	New Pt	Old Pt	Discharge	Total Pt	Percentage
Jun	2023	19	241	20	280	32.00
Jul	2023	16	233	17	266	29.93
Aug	2023	16	220	20	256	27.87
Sept	2023	18	250	16	284	33.60
Oct.	2023	11	210	13	234	26.83
Nov.	2023	11	282	13	306	37.33
DEC.	2023	27	419	28	446	26.96
Jan.	2024	24	384	21	408	49.93
FEB	2024	20	498	19	499	34.41
MAR	2024	39	549	44	544	35.09
APRIL	2024	45	473	45	473	30.51
MAY	2024	44	454	42	456	29.41
Total		290	4213	298	4452	32.82

12 Month

Average 32.82

Sou. Devibai Narayandas Chhabada Rural Education Society, Satara
Mahalaxmi Homoeopathic Medical College, Hospital & Research Center, Raigaon, Satara


IPD Record

IPD MAR. - 2023 upto FEB. -2024

Month	Year	New Pt	Old Pt	Discharge	Total Pt	Percentage
DEC.	2023	27	419	28	446	37.33
Jan.	2024	24	384	21	408	26.96
FEB	2024	20	498	19	499	49.93
MAR	2024	39	549	44	544	35.09
APRIL	2024	45	473	45	473	35.09
MAY	2024	45	473	45	473	29.41
Total		200	2796	202	2843	213.81

06 Month

Average 61.09


Medical Superintendent
Mahalaxmi Homoeopathic Hospital &
Research Center,
Raigaon, Satara.

Sou. Devibai Narayandas Chhabada Rural Education Society, Satara
Mahalaxmi Homoeopathic Medical College, Hospital & Research Center, Raigaon, Satara
IPD Record

IPD JULY. - 2023 upto JUNE. -2024

Month	Year	New Pt	Old Pt	Discharge	Total Pt	Percentage
Jul	2023	16	233	17	266	29.93
Aug	2023	16	220	20	256	27.87
Sept	2023	18	250	16	284	33.60
Oct.	2023	11	210	13	234	26.83
Nov.	2023	11	282	13	306	37.33
DEC.	2023	27	419	28	446	26.96
Jan.	2024	24	384	21	408	26.96
FEB	2024	20	498	19	499	49.93
MAR	2024	39	549	44	544	35.09
APRIL	2024	45	473	45	473	35.09
MAY	2024	45	473	45	473	29.41
JUNE	2024	68	557	66	559	37.26
Total		340	4548	347	4748	33.02

12 Month

Average 33.02

Sou. Devibai Narayandas Chhabada Rural Education Society, Satara
Mahalaxmi Homoeopathic Medical College, Hospital & Research Center, Raigaon, Satara
IPD Record

IPD JAN. - 2024 upto JUN. -2024

Month	Year	New Pt	Old Pt	Discharge	Total Pt	Percentage
Jan.	2024	24	384	21	408	26.96
FEB	2024	20	498	19	499	49.93
MAR	2024	39	549	44	544	35.09
APRIL	2024	45	473	45	473	35.09
MAY	2024	44	454	42	456	29.41
JUNE	2024	68	557	66	559	37.26
Total		240	2915	237	2939	213.74

06 Month

Average 61.07

Medical Superintendent
Mahalaxmi Homoeopathic Hospital &
Research Center,
Raigaon, Satara.

Sou. Devibai Narayandas Chhabada Rural Education Society, Satara
Mahalaxmi Homoeopathic Medical College, Hospital & Research Center, Raigaon, Satara

IPD Record

IPD AUG. - 2023 upto JULY. -2024

Month	Year	New Pt	Old Pt	Discharge	Total Pt	Percentage
Aug	2023	16	220	20	256	27.87
Sept	2023	18	250	16	284	33.60
Oct.	2023	11	210	13	234	26.83
Nov.	2023	11	282	13	306	37.33
DEC.	2023	27	419	28	446	26.96
Jan.	2024	24	384	21	408	26.96
FEB	2024	20	498	19	499	49.93
MAR	2024	39	549	44	544	35.09
APRIL	2024	45	473	45	473	35.09
MAY	2024	45	473	45	473	29.41
JUNE	2024	68	557	66	559	37.26
JULY	2024	87	671	76	682	44.00
Total		411	4986	406	5164	34.19

12 Month

Average

34.19

Sou. Devibai Narayandas Chhabada Rural Education Society, Satara
Mahalaxmi Homoeopathic Medical College, Hospital & Research Center, Raigaon, Satara

IPD Record


IPD FEB. - 2024 upto JULY. -2024

Month	Year	New Pt	Old Pt	Discharge	Total Pt	Percentage
FEB	2024	20	498	19	499	49.93
MAR	2024	39	549	44	544	35.09
APRIL	2024	45	473	45	473	35.09
MAY	2024	45	473	45	473	29.41
JUNE	2024	68	557	66	559	37.26
JULY	2024	87	671	76	682	44.00
Total		304	3221	295	3230	230.78

06 Month

Average

65.94


Medical Superintendent
Mahalaxmi Homoeopathic Hospital &
Research Center,
Raigaon, Satara.

**Sou. Devibai Narayandas Chhabada Rural Education Society, Satara
Mahalaxmi Homoeopathic Medical College, Hospital & Research Center, Raigaon, Satara**

IPD Record

IPD SEP. - 2023 upto AUE. -2024

Month	Year	New Pt	Old Pt	Discharge	Total Pt	Percentage
Sept	2023	18	250	16	284	33.60
Oct.	2023	11	210	13	234	26.83
Nov.	2023	11	282	13	306	37.33
DEC.	2023	27	419	28	446	26.96
Jan.	2024	24	384	21	408	26.96
FEB	2024	20	498	19	499	49.93
MAR	2024	39	549	44	544	35.09
APRIL	2024	45	473	45	473	35.09
MAY	2024	45	473	45	473	29.41
JUNE	2024	68	557	66	559	37.26
JULY	2024	87	671	76	682	44.00
AUG	2024	83	1182	80	1185	76.45
Total		478	5948	466	6093	38.24

12 Month

Average 38.24

**Sou. Devibai Narayandas Chhabada Rural Education Society, Satara
Mahalaxmi Homoeopathic Medical College, Hospital & Research Center, Raigaon, Satara**


IPD Record

IPD MAR. - 2024 upto AUG. -2024

Month	Year	New Pt	Old Pt	Discharge	Total Pt	Percentage
MAR	2024	39	549	44	544	35.09
APRIL	2024	45	473	45	473	35.09
MAY	2024	45	473	45	473	29.41
JUNE	2024	68	557	66	559	37.26
JULY	2024	87	671	76	682	44.00
JULY AUG	2024	83	1182	80	1185	76.45
Total		367	3905	356	3916	257.30

06 Month

Average 73.51


Medical Superintendent
Mahalaxmi Homoeopathic Hospital & Research Center,
Raigaon, Satara.